

Lesson 12 (ex-)

a b c d e f g h i j k l m
n o p q r s t u v w x y z

ex

A. Listen to someone say the following words. Then try to read the words.

exam example exclaim excuse

exist exit expend expect

expert explode extend extra

B. Circle the letters that match **ex**.

ex: ax ex is ox ex ux ev es
ex xe ye cx xo cx ex ax

C. Write **ex** on the lines below.

ex

D. Circle **ex** in the words below.

extreme exterior expample expand

excess extract excel except

excellent expert external extend

E. Write **ex** in the words below. Read the words that you make.

___plore

___it

___pand

___ist

___pel

___tra

___press

___cellent

___tinct

F. Draw lines to matching words.

existence

extinction

experience

extraordinary

example

extention

extinction

existence

extraordinary

experience

extention

example

G. Say a sentence using each of the following words.

exit

exam

expand

extra

expect

extend

excess

excell

H. Fill in the blanks with the following words.

exam

exit

example

explode

explore

extra

1. She is a good _____!
2. The water balloon will _____!
3. _____ through that door.
4. Did you study for the _____?
5. We want to _____ the museum.
6. Do you have an _____ pencil?

I. Match the words with the pictures.


explode



exit




exercise



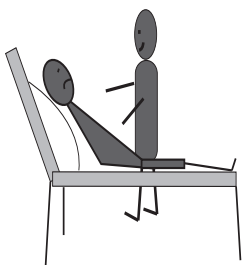
examine



exercise




J. Write the word next to the picture.











K. Draw pictures to represent the following words.

exercise

exit

explode

excited

L. Practice writing each of the spelling words 2 times.

1. exact

2. exam

3. example

4. excellent

5. exist

6. exit

7. expand

8. expect

9. explode

10. extra

M. Practice writing the following sentences as neatly as you can.

An expert is a good example.

The ballon will expand and then explode.

N. Write down 3 or more sentences using th words from this lesson.

O. Spelling Words.

1. _____

2. _____

3. _____

4. _____

5. _____

6. _____

7. _____

8. _____

9. _____

10. _____