

## Lesson 8 (ea)

a b c d e f g h i j k l m  
n o p q r s t u v w x y z

ea

A. Listen to someone say the following words. Then try to read the words.

beach

beast

dream

each

ear

eat

leam

least

reach

read

speak

teach

B. Circle the letters that match **ea**.

ea: ea aa ee oo ae ea eo oa

ea ae ei aa ee eo ea oa

C. Write **ea** on the lines below.

ea

\_\_\_\_\_

\_\_\_\_\_

\_\_\_\_\_

D. Circle **ea** in the words below.

meat

beach

creak

read

leaf

teach

beast

peach

reach

each

speak

dream

E. Write **ea** in the words below. Read the words that you make.

m\_\_\_\_\_t

b\_\_\_\_\_ch

cr\_\_\_\_\_k

p\_\_\_\_\_ch

r\_\_\_\_\_d

l\_\_\_\_\_f

t\_\_\_\_\_ch

\_\_\_\_\_ch

r\_\_\_\_\_ch

F. Draw lines to matching words.

team

speak

beach

dream

dream

each

speak

team

read

beach

each

read

G. Say a sentence using each of the following words.

meat

beach

dream

read

ear

eat

leaf

least

H. Fill in the blanks with the following words.

beach

dream

meat

read

seal

speak

1. Do you \_\_\_\_\_ when you sleep?

2. Did he eat the \_\_\_\_\_ and potatoes?

3. You can swim at the \_\_\_\_\_.

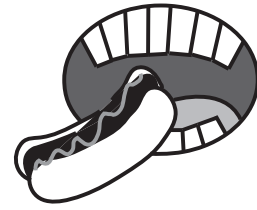
4. I heard him \_\_\_\_\_.

5. Did you see a \_\_\_\_\_ or a whale?

6. Did you \_\_\_\_\_ the book?

I. Match the words with the pictures.

read




beach



leaf



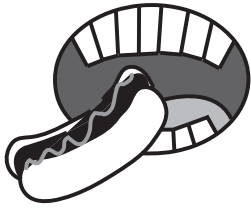
eat



seal



J. Write the word next to the picture.




---



---



---



---



---

K. Draw pictures to represent the following words.

beach

peach

leaf

meal

L. Practice writing each of the spelling words 2 times.

1. beach

---

---

2. beast

---

---

3. dream

---

---

4. each

---

---

5. leaf

---

---

6. meat

---

---

7. reach

---

---

8. read

---

---

9. speak

---

---

10. teach

---

---



M. Practice writing the following sentences as neatly as you can.

Can you teach me how to read?

---

---

He was on the mean green team.

---

---

N. Write down 2 or more sentences using th words from this lesson.

---

---

---

---

---

O. Spelling Words.

1. \_\_\_\_\_

2. \_\_\_\_\_

3. \_\_\_\_\_

4. \_\_\_\_\_

5. \_\_\_\_\_

6. \_\_\_\_\_

7. \_\_\_\_\_

8. \_\_\_\_\_

9. \_\_\_\_\_

10. \_\_\_\_\_