

Lesson 26 (oy)

a b c d e f g h i j k l m
n o p q r s t u v w x y z

oy

A. Listen to someone say the following words. Then try to read the words.

ahoy aloy annoy boy

coy destroy enjoy joy

loyal royal soy toy

B. Circle the letters that match **oy**.

oy: os ot yo ou oy ow oy om
oy ye oy of uo yo oy on

C. Write **oy** on the lines below.

oy

D. Circle **oy** in the words below.

annoy

boy

decoy

deploy

destroy

enjoy

joy

loyal

ploy

royal

soy

toy

E. Write **oy** in the words below. Read the words that you make.

t_____

j_____

s_____

b_____

enj_____

l_____al

r_____al

empl_____

ann_____

F. Draw lines to matching words.

toy

enjoy

soy

boy

joy

toy

destroy

soy

enjoy

joy

boy

destroy

G. Say a sentence using each of the following words.

toy

joy

destroy

enjoy

boy

ahoy

loyal

royal

H. Fill in the blanks with the following words.

boy

joy

destroy

enjoy

soy

royal


1. Is the baby a _____ or a girl?
2. That is the _____ crown!
3. Have you ever tasted _____ milk?
4. The child plays with a _____.
5. Did you _____ school today?
6. Did the storm _____ your home?

I. Match the words with the pictures.


toy



boy



destroy




royal





joy



J. Write the word next to the picture.











K. Draw pictures to represent the following words.

toy

boy

joy

royal

L. Practice writing each of the spelling words 2 times.

1. annoy

2. decoy

3. destroy

4. employ

5. enjoy

6. joy

7. loyal

8. royal

9. soy

10. toy

M. Practice writing the following sentences as neatly as you can.

The boy destroyed his toy.

The boy will enjoy his new toy.

N. Write down 2 or more sentences using th words from this lesson.

O. Spelling Words.

1. _____

2. _____

3. _____

4. _____

5. _____

6. _____

7. _____

8. _____

9. _____

10. _____