

Lesson 16 (ir)

a b c d e f g h **i** j k l m
n o p q **r** s t u v w x y z

ir

A. Listen to someone say the following words. Then try to read the words.

bird

birth

chirp

dirt

firm

first

girl

shirt

sir

skirt

third

twirl

B. Circle the letters that match **ir** .

ir: ur in ir is it er ar ir
or ir if or ur in ir in

C. Write **ir** on the lines below.

ir

D. Circle **ir** in the words below.

bird

dirt

flirt

thirst

shirt

twirl

chirp

girl

first

firm

skirt

third

E. Write **ir** in the words below. Read the words that you make.

b____d

d____t

d____t

th____st

sh____t

tw____l

ch____p

sk____t

b____th

F. Draw lines to matching words.

swirl

thirst

flirt

swirl

thirst

skirt

shirt

flirt

chirp

chirp

skirt

shirt

G. Say a sentence using each of the following words.

bird

shirt

girl

first

thirty

thirsty

birth

chirp

H. Fill in the blanks with the following words.

shirt

first

girl

third

bird

skirt


1. She was the _____ to finish.
2. That was a _____ that flew by.
3. He is the second or _____ one.
4. The boy has a _____ on.
5. The girl wore a green _____?
6. Was it a _____ or a boy?

I. Match the words with the pictures.

bird



thirst




girl

3rd

skirt




third




J. Write the word next to the picture.





3rd





K. Draw pictures to represent the following words.

bird

shirt

dirt

skirt

L. Practice writing each of the spelling words 2 times.

1. bird

2. chirp

3. dirt

4. firm

5. first

6. flirt

7. girl

8. shirt

9. thirst

10. twirl

M. Practice writing the following sentences as neatly as you can.

It is the first purple bird.

The girl is wearing a red skirt.

N. Write down 2 or more sentences using th words from this lesson.

O. Spelling Words.

1. _____

2. _____

3. _____

4. _____

5. _____

6. _____

7. _____

8. _____

9. _____

10. _____