

Lesson 15 (ind)

a b c **d** e f g h **i** j k l m
n o p q r s t u v w x y z

ind

A. Listen to someone say the following words. Then try to read the words.

behind hind binder blind
find grind hind kind
mind rewind rind wind

B. Circle the letters that match **ind**.

ind: imd ind din end ond und ind ond
umd ndi ind din inb ind imd ind

C. Write **ind** on the lines below.

ind

D. Circle **ind** in the words below.

behind

bind

binder

blind

find

grind

hind

kind

mind

rind

wind

rewind

E. Write **ind** in the words below. Read the words that you make.

f_____

m_____

w_____

bl_____

k_____

b_____

beh_____

gr_____

rew_____

F. Draw lines to matching words.

find

grind

mind

mind

grind

find

blind

bind

kind

blind

bind

kind

G. Say a sentence using each of the following words.

find

mind

blind

kind

rewind

binder

kinder

wind

H. Fill in the blanks with the following words.

behind

wind

find

mind

blind

kind


1. Did you _____ that shell?
2. Use your _____ to think.
3. Can you _____ up the toy?
4. Don't get too far _____.
5. If you can not see you are _____.
6. Please, be _____ to your mother.

I. Match the words with the pictures.

behind



find




kind



blind





rind




J. Write the word next to the picture.











K. Draw pictures to represent the following words.

Something to

wind

Something to

grind

Someone

kind

Something to

find

L. Practice writing each of the spelling words 2 times.

1. behind

2. bind

3. binder

4. blind

5. find

6. grind

7. hind

8. kind

9. mind

10. wind

M. Practice writing the following sentences as neatly as you can.

That kind man is blind.

Would you mind if we dined out tonight?

N. Write down 2 or more sentences using th words from this lesson.

O. Spelling Words.

1. _____

2. _____

3. _____

4. _____

5. _____

6. _____

7. _____

8. _____

9. _____

10. _____