

Lesson 10 (ee)

a b c d **e** f g h i j k l m
n o p q r s t u v w x y z

ee

A. Listen to someone say the following words. Then try to read the words.

bee

beet

feet

free

green

keep

meet

need

sleep

sweet

teeth

wheel

B. Circle the letters that match **ee** .

ee: eo oo aa ee oe ie ee ea

eo ee oo aa ee ea oe ie

C. Write **ee** on the lines below.

ee

D. Circle **ee** in the words below.

meet

keep

sleep

feet

green

sheep

tree

bee

free

teeth

wheel

sweet

E. Write **ee** in the words below. Read the words that you make.

m_____t

k_____p

sl_____p

sl_____t

fr_____ze

f_____t

gr_____n

b_____t

wh_____l

F. Draw lines to matching words.

queen

wheel

green

feet

sleek

sheep

feet

queen

wheel

green

sheep

sleek

G. Say a sentence using each of the following words.

keep

sleep

green

sweet

meet

queen

street

feet

H. Fill in the blanks with the following words.

tree

teeth

meet

sweet

need

keep

1. Did an apple fall off the _____?

2. Did you _____ my family?

3. Do you brush your _____?


4. Did you _____ your promise?

5. Candy can be very _____.

6. You _____ to read 30 minutes.

I. Match the words with the pictures.

bee




tree




queen




meet



sleep





J. Write the word next to the picture.











K. Draw pictures to represent the following words.

feet

tree

wheel

sheep

L. Practice writing each of the spelling words 2 times.

1. bee

2. feet

3. free

4. green

5. keep

6. meet

7. sheep

8. sleep

9. sweet

10. wheel

M. Practice writing the following sentences as neatly as you can.

She was sweet to keep the sheep.

Can you keep the tree green?

N. Write down 2 or more sentences using th words from this lesson.

O. Spelling Words.

1. _____

2. _____

3. _____

4. _____

5. _____

6. _____

7. _____

8. _____

9. _____

10. _____