

Lesson 8 (_lt)

a b c d e f g h i j k **l** m
n o p q r s **t** u v w x y z

l t

A. Listen to someone say the following words. Then try to read the words.

belt

bolt

colt

felt

jolt

knelt

melt

pelt

quilt

silt

tilt

wilt

B. Circle the letters that match **l t** .

lt: ll ft tl tt lt th lt tl

lf tr lt lt it ot tl lt

C. Write **It** on the lines below.

It

D. Circle **It** in the words below.

tilt

wilt

quilt

belt

felt

kilt

jolt

colt

hilt

silt

dealt

melt

E. Write **It** in the words below. Read the words that you make.

ti_____

be_____

fe_____

me_____

qui_____

co_____

bo_____

jo_____

wi_____

F. Draw lines to matching words.

colt

silt

belt

felt

wilt

belt

melt

colt

silt

wilt

felt

melt

G. Say a sentence using each of the following words.

belt

wilt

quilt

jolt

knelt

felt

melt

tilt

H. Fill in the blanks with the following words.

colt

quilt

belt

felt


melt

bolt


1. A _____ will keep you warm.
2. The sun will _____ your candy.
3. Wear a _____ with your pants.
4. Did you see the _____ of lightening?
5. I _____ the fur on the puppy.
6. The horse had a baby _____.

I. Match the words with the pictures.

colt




quilt




belt




bolt




melt





J. Write the word next to the picture.











K. Draw pictures to represent the following words.

colt

wilt

quilt

bolt

L. Practice writing each of the spelling words 2 times.

1. belt

2. bolt

3. built

4. colt

5. felt

6. melt

7. quilt

8. silt

9. tilt

10. wilt

M. Practice writing the following sentences as neatly as you can.

The quilt felt like silk.

She knelt next to the colt and felt his pelt.

N. Write down 2 or more sentences using th words from this lesson.

O. Spelling Words.

1. _____

2. _____

3. _____

4. _____

5. _____

6. _____

7. _____

8. _____

9. _____

10. _____