

Lesson 7 (_lk)

a b c d e f g h i j **k l** m
n o p q r s t u v w x y z

l k

A. Listen to someone say the following words. Then try to read the words.

bulk

chalk

elk

folk

hulk

milk

polka

silk

sulk

talk

walk

yolk

B. Circle the letters that match **lk** .

lk: ik lk sk ck lk ll lc lf
tl lk kk lf lt ll lk kl

C. Write **lk** on the lines below.

lk

D. Circle **lk** in the words below.

balk

milk

silk

bulk

hulk

sulk

talk

folk

yolk

walk

polka

elk

E. Write **lk** in the words below. Read the words that you make.

mi_____

si_____

bu_____

hu_____

wa_____

ta_____

yo_____

po_____a

su_____

F. Draw lines to matching words.

milk

silk

bulk

walk

hulk

bulk

talk

milk

silk

hulk

walk

talk

G. Say a sentence using each of the following words.

milk

chalk

sulk

walk

talk

bulk

polka

silk

H. Fill in the blanks with the following words.

milk

talk

chalk

elk

polka

walk

1. I like to _____ on the phone.

2. We took a _____ in the park.

3. Can you draw with _____?

4. Can you dance the _____?

5. An _____ is a wild animal.


6. You should drink your _____.

I. Match the words with the pictures.

milk




walk




elk



talk




yolk




J. Write the word next to the picture.











K. Draw pictures to represent the following words.

milk

chalk

elk

walk

L. Practice writing each of the spelling words 2 times.

1. balk

2. bulk

3. chalk

4. elk

5. hulk

6. milk

7. silk

8. sulk

9. talk

10. walk

M. Practice writing the following sentences as neatly as you can.

She drew an elk with chalk.

Can you talk while you walk?

N. Write down 2 or more sentences using th words from this lesson.

O. Spelling Words.

1. _____

2. _____

3. _____

4. _____

5. _____

6. _____

7. _____

8. _____

9. _____

10. _____