

Lesson 13 (_nk)

a b c d e f g h i j **k** l m
n o p q r s t u v w x y z

nk

A. Listen to someone say the following words. Then try to read the words.

bank

blink

chunk

drink

pink

sank

sink

skunk

thank

think

trunk

wink

B. Circle the letters that match **nk** .

nk: nk nc kn nr no nk nk nn
nf km nh nk nk mk rk ck

C. Write **nk** on the lines below.

nk

D. Circle **nk** in the words below.

sank

tank

bank

thank

blank

pink

sink

wink

think

drink

chunk

trunk

E. Write **nk** in the words below. Read the words that you make.

sa_____

tha_____

dri_____

si_____

wi_____

sku_____

ba_____

pi_____

thi_____

F. Draw lines to matching words.

bank

junk

think

drink

drink

blank

junk

thank

blank

bank

thank

think

G. Say a sentence using each of the following words.

thank

drink

wink

think

drink

blank

sink

wink

H. Fill in the blanks with the following words.

bank

blink

drink

sink

blank

think

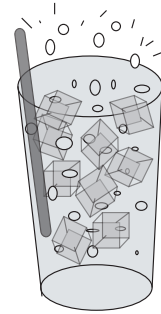
1. The paper is _____.
2. I have a _____ of water.
3. Put your money in the _____.
4. I _____ you are good.
5. Can you _____ your eyes?
6. Put the dishes in the _____.

I. Match the words with the pictures.

sink



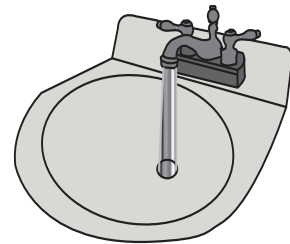
wink




trunk



skunk

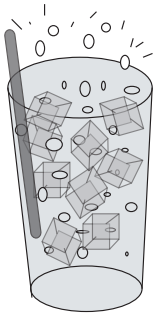


drink

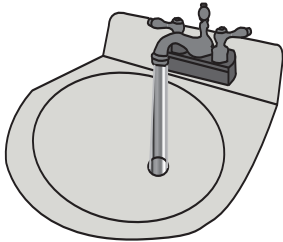



J. Write the word next to the picture.











K. Draw pictures to represent the following words.

drink

skunk

sink

bank

L. Practice writing each of the spelling words 2 times.

1. bank

2. blink

3. chunk

4. drink

5. pink

6. sink

7. thank

8. think

9. trunk

10. wink

M. Practice writing the following sentences as neatly as you can.

I think the skunk went into the bank.

She drank a pink lemonade drink.

N. Write down 2 or more sentences using th words from this lesson.

O. Spelling Words.

1. _____

2. _____

3. _____

4. _____

5. _____

6. _____

7. _____

8. _____

9. _____

10. _____