

Lesson 9 (gl)

a b c d e f **g** h i j k **l** m
n o p q r s t u v w x y z

g l

A. Listen to someone say the following words. Then try to read the words.

glad

gland

glass

glee

glim

glisten

glob

globe

gloom

glory

gloss

glue

B. Circle the letters that match **gl** .

gl: lg gr gt gt gl gk gl pl

gl fl lg ql gl gt lq gl

C. Write **gl** on the lines below.

gl

D. Circle **gl** in the words below.

glad

glass

gloss

glim

glut

gland

glue

glove

glow

glitter

gleam

glide

E. Write **gl** in the words below. Read the words that you make.

_____ad

_____ass

_____oss

_____ut

_____and

_____oom

_____ow

_____ue

_____ove

F. Draw lines to matching words.

glen

gland

glass

glad

gland

glen

glad

glum

glim

glim

glum

glass

G. Say a sentence using each of the following words.

glad

glass

glob

gloss

glory

glue

glove

glow

H. Fill in the blanks with the following words.

gloss

globe

glad

glass

glue

glove

1. Please _____ them together.

2. _____ is the same as happy.

3. Put the _____ on your hand


4. Can you find it on the world _____.

5. Did you put the lip _____ on?


6. I want a _____ of water.

I. Match the words with the pictures.

glue



glass



glove




glad




globe




J. Write the word next to the picture.











K. Draw pictures to represent the following words.

glow

glad

glass

glove

L. Practice writing each of the spelling words 2 times.

1. glad

2. gland

3. glass

4. globe

5. gloss

6. glove

7. glow

8. glue

M. Practice writing the following sentences as neatly as you can.

Glade was glad to get a glove.

The glass has a glowing gloss on it.

N. Write down 2 or more sentences using the words from this lesson.

O. Spelling Words.

1. _____

2. _____

3. _____

4. _____

5. _____

6. _____

7. _____

8. _____