

Lesson 7 (fl)

a b c d e **f** g h i j k **l** m
n o p q r s t u v w x y z

fl

A. Listen to someone say the following words. Then try to read the words.

flack

flag

flap

flat

fleck

fled

flex

flick

flip

flock

flop

floss

B. Circle the letters that match **fl** .

fl: fr fl fm fn rf fr fl lf
tl fl lf tl ft kl fl cl

C. Write **fl** on the lines below.

fl

D. Circle **fl** in the words below.

flag

flab

flat

flip

flick

floss

flop

flock

fluff

fled

flame

flash

E. Write **fl** in the words below. Read the words that you make.

_____ag

_____ab

_____at

_____ip

_____oss

_____op

_____ock

_____uff

_____y

F. Draw lines to matching words.

floss

flag

fluff

flick

flag

fluff

fleck

floss

flat

fleck

flick

flat

G. Say a sentence using each of the following words.

flag

flat

flip

fluff

fled

flop

floss

float

H. Fill in the blanks with the following words.

flat

flip

floss

fled


fluff

flash


1. Did you _____ your teeth?
2. Please, _____ the pillow.
3. He _____ away in a car.
4. That was a big _____ of lightening.
5. Did she _____ the pancake?
6. Is the tire _____?

I. Match the words with the pictures.

flag



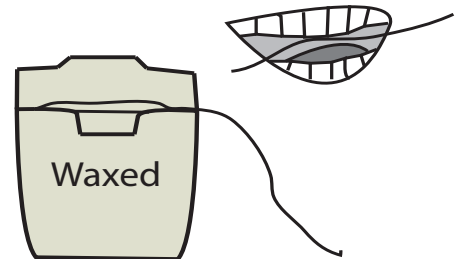
flock




floss




flip




flower

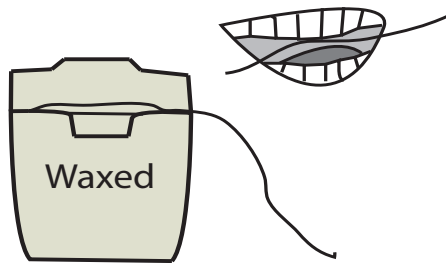



J. Write the word next to the picture.











K. Draw pictures to represent the following words.

flag

fly

floss

flat

L. Practice writing each of the spelling words 2 times.

1. flag

2. flat

3. fled

4. flick

5. flip

6. flop

7. floss

8. fluff

M. Practice writing the following sentences as neatly as you can.

He flicked the fly off and fled away.

The flag goes flip-flop in the wind.

N. Write down 2 or more sentences using the words from this lesson.

O. Spelling Words.

1. _____

2. _____

3. _____

4. _____

5. _____

6. _____

7. _____

8. _____