

Lesson 4 (cl)

a b **c** d e f g h i j k **l** m
n o p q r s t u v w x y z

cl

A. Listen to someone say the following words. Then try to read the words.

clack

clam

clan

clap

class

click

cliff

clip

clock

clot

club

cluck

B. Circle the letters that match **cl** .

cl: ck lc cf cl ct ol cl ck

cl cc cl cr ct cf ch cr

C. Write **cl** on the lines below.

cl

D. Circle **cl** in the words below.

clap

clam

class

clip

click

clot

clock

club

cluck

cliff

clear

climb

E. Write **cl** in the words below. Read the words that you make.

_____ap

_____am

_____ass

_____ip

_____ick

_____ot

_____ock

_____ub

_____aw

F. Draw lines to matching words.

clan

club

cluck

clip

clack

class

club

clack

clip

clan

class

cluck

G. Say a sentence using each of the following words.

clap

class

clock

climb

clip

click

cloud

clam

H. Fill in the blanks with the following words.

clap

clip

class

clear


clock

clown

1. Can you _____ your hands?
2. What _____ are you in?
3. The water is very _____.
4. You can _____ it with sissors.
5. The time is five o' _____.
6. The _____ will make you laugh.

I. Match the words with the pictures.

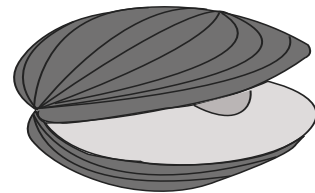
cloud




clam



clock




clip



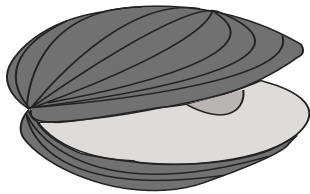
clap




J. Write the word next to the picture.











K. Draw pictures to represent the following words.

clam

clock

class

clown

L. Practice writing each of the spelling words 2 times.

1. clam

2. clap

3. class

4. click

5. cliff

6. clock

7. clog

8. club

M. Practice writing the following sentences as neatly as you can.

That clock goes click, clack, clop.

The class clapped for the clown.

N. Write down 2 or more sentences using the words from this lesson.

O. Spelling Words.

1. _____

2. _____

3. _____

4. _____

5. _____

6. _____

7. _____

8. _____