

## Lesson 33 (spr)

a b c d e f g h i j k l m  
n o p q r s t u v w x y z

s p r

A. Listen to someone say the following words. Then try to read the words.

sprain      sprawl      spray      spread  
spre      sprig      spring      sprinkle  
sprinkler      sprint      sprite      sprout

B. Circle the letters that match **spr**.

spr: crp spr sqr rps rps srp spr spn  
spr spr spm prs qsp spr skr spn

C. Write **spr** on the lines below.

spr

\_\_\_\_\_

\_\_\_\_\_

\_\_\_\_\_

D. Circle **spr** in the words below.

spring

sprint

sprain

spray

sprang

sprout

sprain

spread

sprawl

sprinkle

springy

sprite

E. Write **spr** in the words below. Read the words that you make.

\_\_\_\_\_ing

\_\_\_\_\_int

\_\_\_\_\_ain

\_\_\_\_\_ay

\_\_\_\_\_out

\_\_\_\_\_ang

\_\_\_\_\_awl

\_\_\_\_\_ead

\_\_\_\_\_inkle

F. Draw lines to matching words.

sprain

sprinkle

sprawl

sprout

sprinkle

sprain

sprint

sprang

sprout

sprawl

sprang

sprint

G. Say a sentence using each of the following words.

spring

spread

spray

sprout

sprang

sprinkle

sprint

sprang

H. Fill in the blanks with the following words.

sprout

spring

spray

spread

sprinkler

Sprite

1. \_\_\_\_\_ the butter on the bread.

2. Flowers grow in the \_\_\_\_\_.

3. The seeds will \_\_\_\_\_ soon.

4. Do you want a \_\_\_\_\_ to drink?

5. Please, turn on the \_\_\_\_\_.


6. Do not \_\_\_\_\_ me with the hose.

I. Match the words with the pictures.


sprint



spray



sprout



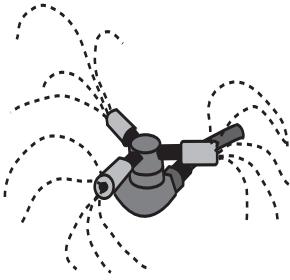

sprain



sprinkler



J. Write the word next to the picture.



K. Draw pictures to represent the following words.

spring

spray

sprout

sprinkler

L. Practice writing each of the spelling words 2 times.

1. sprain

---

---

2. sprawl

---

---

3. spray

---

---

4. spree

---

---

5. spring

---

---

6. sprinkle

---

---

7. sprint

---

---

8. sprout

---

---



M. Practice writing the following sentences as neatly as you can.

With the sprinkler, I spruced up the yard.

---

---

I spray weeds that spread in the spring.

---

---

N. Write down 2 or more sentences using the words from this lesson.

---

---

---

---

---

O. Spelling Words.

1. \_\_\_\_\_

2. \_\_\_\_\_

3. \_\_\_\_\_

4. \_\_\_\_\_

5. \_\_\_\_\_

6. \_\_\_\_\_

7. \_\_\_\_\_

8. \_\_\_\_\_