

Lesson 2 (br)

a b c d e f g h i j k l m
n o p q r s t u v w x y z

br

A. Listen to someone say the following words. Then try to read the words.

brad

brag

bran

brass

brat

brick

brim

bring

broke

brow

brown

brush

B. Circle the letters that match **br**.

br: br bn rb dr br rd bn br

bb lr dr bn rb dr pr br

C. Write **br** on the lines below.

br

D. Circle **br** in the words below.

bran

brass

brag

brad

brick

brand

brave

break

bread

broke

bring

brim

E. Write **br** in the words below. Read the words that you make.

_____an

_____ass

_____ag

_____ad

_____ick

_____and

_____ake

_____ave

_____ead

F. Draw lines to matching words.

brat

brig

brim

brass

brig

bran

brag

brat

brass

brim

bran

brag

G. Say a sentence using each of the following words.

brass

brick

brag

bread

Brad

bring

broke

brave

H. Fill in the blanks with the following words.

Brad

brat

brag

brass

brick

bring

1. He is a big _____ !

2. _____ is the boy's name.

3. They live in a red _____ house.


4. Can you _____ it to me?

5. We should never _____.

6. Is the ring made of _____ ?

I. Match the words with the pictures.

bright



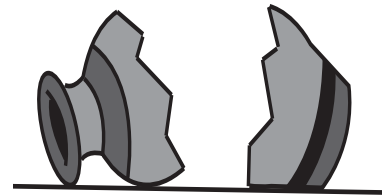
broke



Brad




brass




brick

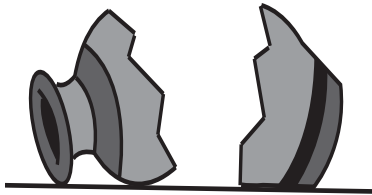


J. Write the word next to the picture.











K. Draw pictures to represent the following words.

bread

bright

brick

brown

L. Practice writing each of the spelling words 2 times.

1. brand

2. brag

3. brass

4. brat

5. brick

6. bright

7. broke

8. brown

M. Practice writing the following sentences as neatly as you can.

Brad likes to eat brown bread.

It was a brand new brass band.

N. Write down 2 or more sentences using the words from this lesson.

O. Spelling Words.

1. _____

2. _____

3. _____

4. _____

5. _____

6. _____

7. _____

8. _____