

Lesson 29 (wr)

a b c d e f g h i j k l m
n o p q r s t u v w x y z

w r

A. Listen to someone say the following words. Then try to read the words.

wrap

wrap

wrap

wrap

wrap

wrap

wrap

wrap

wrap

wrap

wrap

wrap

B. Circle the letters that match **w r**.

wr: wn wa wr rw wr wn wm wa
wr wu ws wn wr rw wo ww

C. Write **wr** on the lines below.

wr

D. Circle **wr** in the words below.

wrap

wreck

wrist

write

wrong

written

wrapper

wring

wreath

wrench

wrinkle

while

E. Write **wr** in the words below. Read the words that you make.

_____ap

_____eck

_____ist

_____ote

_____ong

_____itten

_____ath

_____ench

_____ing

F. Draw lines to matching words.

wreck

written

wrist

wrong

write

wrist

wrong

wrote

wrote

wreck

written

write

G. Say a sentence using each of the following words.

wrap

wreck

wrong

wrote

write

wrung

wreath

wrist

H. Fill in the blanks with the following words.

wrench

wreck

wrap

write

wrong

wrist


1. Can you _____ the gift?
2. Did she _____ her car?
3. The watch is on her _____.
4. Dad needs a _____ to fix it.
5. Did you _____ the letter?
6. Do not go the _____ way.

I. Match the words with the pictures.

wrap



wreck




write



wrench




wreath




J. Write the word next to the picture.











K. Draw pictures to represent the following words.

wrench

wrist

wreck

wrap

L. Practice writing each of the spelling words 2 times.

1. wrap

2. wreck

3. wrench

4. wrinkle

5. wrist

6. write

7. written

8. wrong

M. Practice writing the following sentences as neatly as you can.

They wrapped the wrong wrist.

She wrote wrinkle wrong on the paper.

N. Write down 2 or more sentences using the words from this lesson.

O. Spelling Words.

1. _____

2. _____

3. _____

4. _____

5. _____

6. _____

7. _____

8. _____