

Lesson 27 (tw)

a b c d e f g h i j k l m
n o p q r s **t** u v **w** x y z

t w

A. Listen to someone say the following words. Then try to read the words.

twain twang twas twreak
tweed tweet twelfth twelve
twenty twice twig twin

B. Circle the letters that match **tw**.

tw: tn tw mt lr fw tr wt tw
tw tr fw tm tw rt tw tr

C. Write **tw** on the lines below.

tw

D. Circle **tw** in the words below.

twirl

twin

twist

twitch

twelve

twister

twig

twinge

twine

twenty

twilight

twelve

E. Write **tw** in the words below. Read the words that you make.

_____ig

_____ist

_____ain

_____as

_____eet

_____enty

_____ist

_____ir

_____itch

F. Draw lines to matching words.

twist

twig

twin

twinkle

twenty

twine

twig

twist

twine

twin

twinkle

twenty

G. Say a sentence using each of the following words.

twelve

twenty

twice

twig

twin

twine

twinkle

twist

H. Fill in the blanks with the following words.

twigs

twinkle

twin

twelve

twister

twirl

1. The _____ girls are in my class.
2. Did you see the stars _____?
3. There are _____ in a tree.
4. She can _____ the baton.
5. A dozen is _____.
6. A tornado can be called a _____.

I. Match the words with the pictures.

twig



twelve

twister

twins

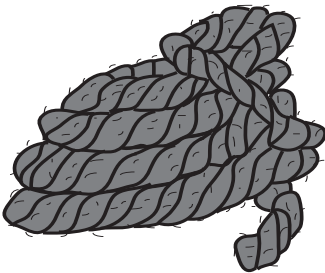


twine

12



J. Write the word next to the picture.

12



K. Draw pictures to represent the following words.

twelve

twins

tweezers

twinkle

L. Practice writing each of the spelling words 2 times.

1. twelfth

2. twelve

3. twenty

4. twice

5. twig

6. twin

7. twinkle

8. twist

M. Practice writing the following sentences as neatly as you can.

Twist the twine around the twig.

Can you twist the twelfth twinkling star?

N. Write down 2 or more sentences using the words from this lesson.

O. Spelling Words.

1. _____

2. _____

3. _____

4. _____

5. _____

6. _____

7. _____

8. _____