

Lesson 16 (sc)

a b **c** d e f g h i j k l m
n o p q r **s** t u v w x y z

s c

A. Listen to someone say the following words. Then try to read the words.

scab

scam

scale

scan

scarf

scary

scat

scatter

school

Scott

scuff

scum

B. Circle the letters that match **sc** .

sc: cs sk sc sm sq sr sc so
sr sp sz sr st sc sk cs

C. Write **sc** on the lines below.

sc

D. Circle **sc** in the words below.

scat

scab

scalp

scan

Scott

scuff

school

scarf

scale

scare

score

scout

E. Write **sc** in the words below. Read the words that you make.

_____at

_____ab

_____an

_____ott

_____uff

_____oot

_____ull

_____arf

_____hool

F. Draw lines to matching words.

scan

school

scab

scan

school

scab

scat

scuff

scud

scat

scuff

scud

G. Say a sentence using each of the following words.

scat

scab

scan

Scott

scare

school

scoot

scale

H. Fill in the blanks with the following words.

scab

Scott

scat

scare


scan

Scout


1. Tell the cat to _____.
2. My brother is a Boy _____.
3. Did he _____ you?
4. Is _____ your friend?
5. He has a _____ on his knee.
6. Can you _____ the picture?

I. Match the words with the pictures.

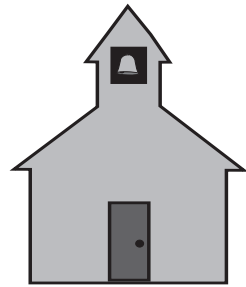
scout



scare



scale



scarf




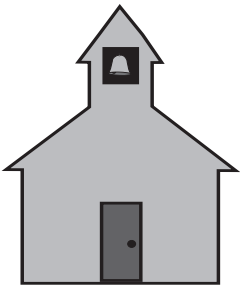
school



J. Write the word next to the picture.











K. Draw pictures to represent the following words.

scoop

school

scary

scarf

L. Practice writing each of the spelling words 2 times.

1. scab

2. scan

3. scale

4. scary

5. school

6. score

7. scold

8. scout

M. Practice writing the following sentences as neatly as you can.

Scott can scan the picture for school.

The Boy Scout has a scab on his knee.

N. Write down 2 or more sentences using the words from this lesson.

O. Spelling Words.

1. _____

2. _____

3. _____

4. _____

5. _____

6. _____

7. _____

8. _____