

Lesson 13 (pl)

a b c d e f g h i j k l m
n o p q r s t u v w x y z

pl

A. Listen to someone say the following words. Then try to read the words.

place plack plan plane
plant plate pled plop
pluck plug plum plus

B. Circle the letters that match **pl** .

pl: pt pf pl lp ql ol pl pk
 pr pl ql lp ol rl kl pl

C. Write **pl** on the lines below.

pl

D. Circle **pl** in the words below.

plan

plop

plot

plug

plum

plus

plane

play

plant

plain

place

plate

E. Write **pl** in the words below. Read the words that you make.

_____an

_____op

_____ot

_____ug

_____um

_____us

_____ane

_____ay

_____ant

F. Draw lines to matching words.

plan

plug

pluck

plan

plop

plus

plug

pled

plus

pluck

pled

plop

G. Say a sentence using each of the following words.

plop

plug

plus

plan

plum

plane

plate

play

H. Fill in the blanks with the following words.

plug

plus

plop

plan


plant

plows

1. How do you _____ to do it?
2. One _____ one is two.
3. He _____ the farm with a tractor.
4. Can you _____ in the light?
5. Just _____ down on the bed.
6. _____ the seed in the ground.

I. Match the words with the pictures.


plug



plum




plant




plus




play



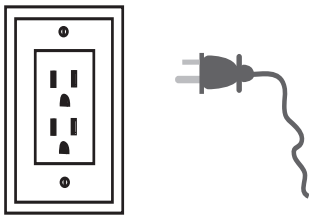
J. Write the word next to the picture.











K. Draw pictures to represent the following words.

plum

plug

plant

plant

L. Practice writing each of the spelling words 2 times.

1. plan

2. plant

3. please

4. plot

5. pluck

6. plug

7. plum

8. plus

M. Practice writing the following sentences as neatly as you can.

Patty plucked plenty of plums.

It is a plus to have a plan.

N. Write down 2 or more sentences using the words from this lesson.

O. Spelling Words.

1. _____

2. _____

3. _____

4. _____

5. _____

6. _____

7. _____

8. _____