

Lesson 9 (eb, eg)

a b c d e f g h i j k l m
n o p q r s t u v w x y z

eb eg

A. Listen to someone say the following words. Then try to read the words.

Deb

Feb.

web

beg

egg

leg

Meg


peg

B. Circle the letters that match **eb** or **eg**.

eb: eb og eb ge ed eb et eb

eg: et og en ge eg ug em eg

C. Trace the letters with your finger then color in the letters below.



D. Write **eb** or **eg** on the lines below.

eb _____ _____ _____
eg _____ _____ _____

E. Circle **eb** or **eg** in the words below.

beg leg peg egg web Feb.

F. Write **eb** in the top 3 words. Write **eg** in the bottom 3 word.

D _____ W _____ F _____
b _____ l _____ p _____

G. Draw lines to matching words.

egg

peg

leg

egg

peg

Deb

Deb

beg

beg

web

web

leg

H. Say a sentence using each of the following words.

beg

leg

egg


peg

Deb


web

I. Match the words with the pictures.


leg



peg




beg




egg





web

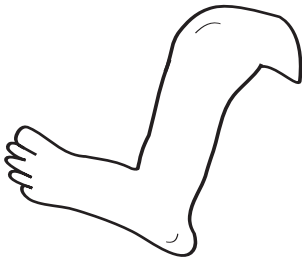



J. Write the word next to the picture.











K. Draw pictures to represent the following words.

leg

egg

peg

web

L. Practice writing each of the spelling words 2 times.

1. beg

2. egg

3. leg

4. Meg

5. peg

6. Deb

7. Feb.

8. web

M. Practice writing the following sentences as neatly as you can.

I will beg for the blue eggs.

Meg does not like the spider web.

N. Write down 2 or more sentences using the words from this lesson.

O. Have someone read the spelling words from section L. Write down the words on the lines below.

1. _____

2. _____

3. _____

4. _____

5. _____

6. _____

7. _____

8. _____