

Lesson 8 (at)

a b c d e f g h i j k l m
n o p q r s t u v w x y z

at

A. Listen to someone say the following words. Then try to read the words.

at

bat

cat

fat

hat

mat


rat

sat

B. Circle the letters that match **at**.

at: it at et at ut ot at af
ot at to ta at ut st ta

C. Trace the letters with your fingers then color in the letters below.



D. Write **a****t** on the lines below.

at _____

E. Circle **a****t** in the words below.

mat sat rat bat cat pat

F. Write **a****t** in the words below. Read the words that you make.

m _____

s _____

r _____

b _____

c _____

f _____

G. Draw lines to matching words.

sat

cat

rat

fat

hat

pat

cat

rat

fat

sat

pat


hat

H. Say a sentence using each of the following words.


cat fat hat pat rat sat

I. Match the words with the pictures.

sat



rat



bat




cat




hat



J. Write the word next to the picture.











K. Draw pictures to represent the following words.

bat

cat

hat

rat

L. Practice writing each of the spelling words 2 times.

1. at

2. bat

3. cat

4. fat

5. hat

6. mat

7. rat

8. sat

M. Practice writing the following sentences as neatly as you can.

He is a fat cat.

She sat on a mat.

N. Write down 2 or more sentences using the words from this lesson.

O. Have someone read the spelling words from section L. Write down the words on the lines below.

1. _____

2. _____

3. _____

4. _____

5. _____

6. _____

7. _____

8. _____