

Lesson 6 (ap)

a b c d e f g h i j k l m
n o p q r s t u v w x y z

ap

A. Listen to someone say the following words. Then try to read the words.

cap

gap

lap

map

nap

sap

tap

zap

B. Circle the letters that match **ap**.

ap: ip po aq ap up op ep ap
pa ap up ep ap ad ap aq

C. Trace the letters with your fingers then color in the letters below.



D. Write **ap** on the lines below.

ap _____ _____ _____

E. Circle **ap** in the words below.

map sap rap nap cap gap

F. Write **ap** in the words below. Read the words that you make.

m _____

s _____

r _____

l _____

c _____

t _____

G. Draw lines to matching words.

zap

cap

lap

lap

sap

nap

nap

map

map

zap

cap

sap

H. Say a sentence using each of the following words.

map

nap

cap


lap

tap

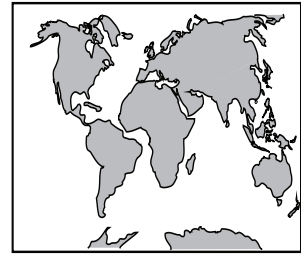
wap

I. Match the words with the pictures.


nap



zap



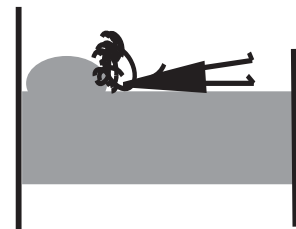
cap




map

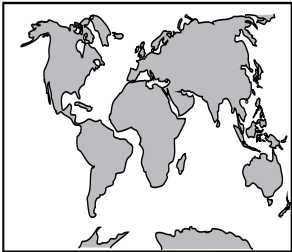



lap




J. Write the word next to the picture.











K. Draw pictures to represent the following words.

map

cap

nap

lap

L. Practice writing each of the spelling words 2 times.

1. cap

2. gap

3. lap

4. map

5. nap

6. sap

7. tap

8. wap

M. Practice writing the following sentences as neatly as you can.

I like to nap on my mom's lap.

Get the cap and the map.

N. Write down 2 or more sentences using the words from this lesson.

O. Have someone read the spelling words from section L. Write down the words on the lines below.

1. _____

2. _____

3. _____

4. _____

5. _____

6. _____

7. _____

8. _____