

Lesson 5 (an)

a b c d e f g h i j k l m
n o p q r s t u v w x y z

an

A. Listen to someone say the following words. Then try to read the words.

an

can

fan

man

pan

ran

tan

van

B. Circle the letters that match **an**.

an: an an ap on in at an ar
an as na am au an ma aw

C. Trace the letters with your fingers then color in the letters below.

a n

D. Write **an** on the lines below.

an _____

E. Circle **an** in the words below.

man fan can pan ran tan

F. Write **an** in the words below. Read the words that you make.

m_____

f_____

c_____

p_____

r_____

t_____

G. Draw lines to matching words.

fan

ran

can

pan

pan

fan

tan

man

ran

can

man

tan

H. Say a sentence using each of the following words.

man

fan

can


pan

ran


van

I. Match the words with the pictures.

man



fan



can




pan




van



J. Write the word next to the picture.











K. Draw pictures to represent the following words.

man

can

fan

pan

L. Practice writing each of the spelling words 2 times.

1. an

2. can

3. fan

4. man

5. pan

6. ran

7. tan

8. van

M. Practice writing the following sentences as neatly as you can.

Jan had a pan.

The man had many pans.

N. Write down 2 or more sentences using the words from this lesson.

O. Have someone read the spelling words from section L. Write down the words on the lines below.

1. _____

2. _____

3. _____

4. _____

5. _____

6. _____

7. _____

8. _____