

Lesson 4 (am)

a b c d e f g h i j k l m
n o p q r s t u v w x y z

am

A. Listen to someone say the following words. Then try to read the words.

am

bam

ham

jam

Pam

ram

Sam

wam

B. Circle the letters that match **am**.

am: im am an am aw ma am af
od an am um am ut em am

C. Trace the letters with your fingers then color in the letters below.

a m

D. Write **a m** on the lines below.

am _____

E. Circle **a m** in the words below.

am bam Pam ham jam Sam

F. Write **a m** in the words below. Read the words that you make.

b_____

h_____

j_____

r_____

s_____

G. Draw lines to matching words.

Sam

jam

ram

bam

ham

Pam

jam

ram

bam

Sam

Pam

ham

H. Say a sentence using each of the following words.

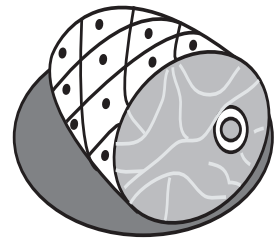
bam jam ham Pam ram Sam

I. Match the words with the pictures.

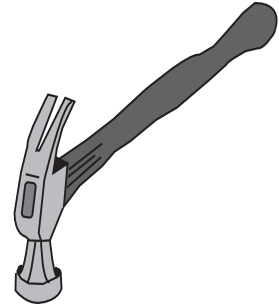
jam



ram




bam



ham

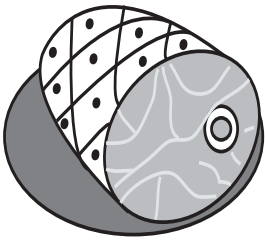


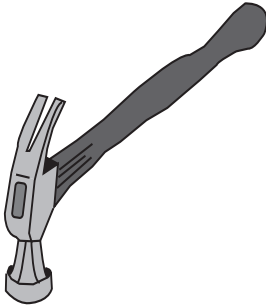
hammer




J. Write the word next to the picture.











K. Draw pictures to represent the following words.

bam

ham

jam

ram

L. Practice writing each of the spelling words 2 times.

1. am

2. bam

3. ham

4. hammer

5. jam

6. Pam

7. ram

8. Sam

M. Practice writing the following sentences as neatly as you can.

Sam ate the ham.

Pam has some jam.

N. Write down 2 or more sentences using the words from this lesson.

O. Have someone read the spelling words from section L. Write down the words on the lines below.

1. _____

2. _____

3. _____

4. _____

5. _____

6. _____

7. _____

8. _____