

Lesson 3 (ag)

a b c d e f g h i j k l m
n o p q r s t u v w x y z

ag

A. Listen to someone say the following words. Then try to read the words.

bag

lag

nag

rag

sag

tag

wag

zag

B. Circle the letters that match **ag**.

ag: ig og ag ga ag at ur ag

ag eg ap aq og ag aj ga

C. Trace the letters with your fingers then color in the letters below.



D. Write **ag** on the lines below.

ag _____ _____ _____

E. Circle **ag** in the words below.

lag bag sag rag wag tag

F. Write **ag** in the words below. Read the words that you make.

b _____

s _____

r _____

w _____

t _____

l _____

G. Draw lines to matching words.

rag

sag

jagged

rag

bag

tag

sag

jagged

wag

bag

tag

wag

H. Say a sentence using each of the following words.

wag

sag

tag

bag

rag


lag

I. Match the words with the pictures.

bag




rag




wag



tag




zig-zag





J. Write the word next to the picture.











K. Draw pictures to represent the following words.

wag

rag

bag

magnet

L. Practice writing each of the spelling words 2 times.

1. bag

2. jag

3. lag

4. nag

5. rag

6. sag

7. tag

8. wag

M. Practice writing the following sentences as neatly as you can.

The dog can wag his tail.

The rag is in the big bag.

N. Write down 2 or more sentences using the words from this lesson.

O. Have someone read the spelling words from section L. Write down the words on the lines below.

1. _____

2. _____

3. _____

4. _____

5. _____

6. _____

7. _____

8. _____