

## Lesson 36 (ut)

a b c d e f g h i j k l m  
n o p q r s t u v w x y z

u t

A. Listen to someone say the following words. Then try to read the words.

Note: Put has a different sound than the other words.

but

cut

hut

mutt

nut

putt

rut

\*put

B. Circle the letters that match **ut**.

ut: it ot et at ut ot at af  
ot tu ot to uf ut ot at

C. Trace the letters with your fingers then color in the letters below.



D. Write **ut** on the lines below.

ut      \_\_\_\_\_      \_\_\_\_\_      \_\_\_\_\_

E. Circle **ut** in the words below.

but      cut      gut      hut      nut      rut

F. Write **ut** in the words below. Read the words that you make.

b \_\_\_\_\_      c \_\_\_\_\_      g \_\_\_\_\_  
h \_\_\_\_\_      n \_\_\_\_\_      r \_\_\_\_\_

G. Draw lines to matching words.

nut

hut

putt

but

hut

cut

gut

putt

cut

nut

but

gut

H. Say a sentence using each of the following words.

cut

hut

nut


but

mutt


rut

I. Match the words with the pictures.

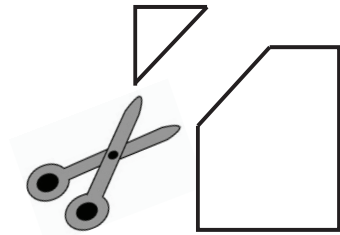
cut



hut



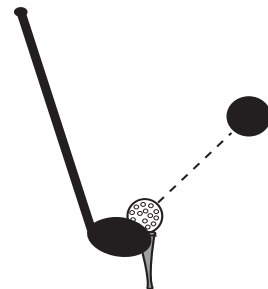
nut



putt




mutt




J. Write the word next to the picture.



---



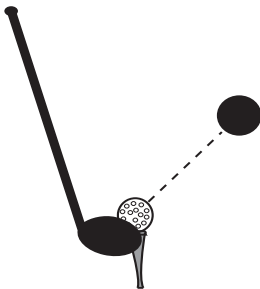
---



---



---



---

K. Draw pictures to represent the following words.

cut

nut

hut

mutt

L. Practice writing each of the spelling words 2 times.

1. but

\_\_\_\_\_

2. cut

\_\_\_\_\_

3. gut

\_\_\_\_\_

4. hut

\_\_\_\_\_

5. mutt

\_\_\_\_\_

6. nut

\_\_\_\_\_

7. \*put

\_\_\_\_\_

8. putt

\_\_\_\_\_

M. Practice writing the following sentences as neatly as you can.

Put the nut in the hut.

---

---

You can cut nuts, but not in here.

---

---

N. Write down 2 or more sentences using the words from this lesson.

---

---

---

---



O. Have someone read the spelling words from section L. Write down the words on the lines below.

1. \_\_\_\_\_

2. \_\_\_\_\_

3. \_\_\_\_\_

4. \_\_\_\_\_

5. \_\_\_\_\_

6. \_\_\_\_\_

7. \_\_\_\_\_

8. \_\_\_\_\_