

## Lesson 31 (ug)

a b c d e f **g** h i j k l m  
n o p q r s t **u** v w x y z

**u g**

A. Listen to someone say the following words. Then try to read the words.

bug

dug

hug

jug

mug

pug

rug

tug

B. Circle the letters that match **ug**.

ug: up ut ut ug us uw gu ug

un um og gu ug ig og ug

C. Trace the letters with your fingers then color in the letters below.



D. Write **ug** on the lines below.

ug

\_\_\_\_\_

\_\_\_\_\_

\_\_\_\_\_

E. Circle **ug** in the words below.

bug

dug

hug

mug

pug

rug

F. Write **ug** in the words below. Read the words that you make.

b\_\_\_\_\_

d\_\_\_\_\_

h\_\_\_\_\_

t\_\_\_\_\_

m\_\_\_\_\_

r\_\_\_\_\_

G. Draw lines to matching words.

hug

mug

dug

rug

mug

bug

rug

tug

tug

hug

dug

dug

H. Say a sentence using each of the following words.

bug

dug

hug


tug

rug


mug

I. Match the words with the pictures.

bug



hug



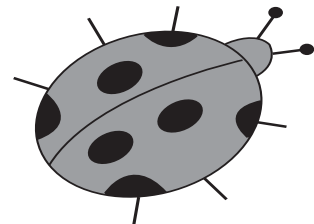
rug




mug




dug



J. Write the word next to the picture.



---



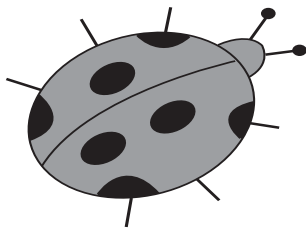
---



---



---



---

K. Draw pictures to represent the following words.

mug

tug

bug

rug

L. Practice writing each of the spelling words 2 times.

1. bug

---

---

2. dug

---

---

3. hug

---

---

4. lug

---

---

5. mug

---

---

6. pug

---

---

7. rug

---

---

8. tug

---

---

M. Practice writing the following sentences as neatly as you can.

He will lug and tug his luggage around.

---

---

Can you get the bug off the rug?

---

---

N. Write down 2 or more sentences using the words from this lesson.

---

---

---

---



O. Have someone read the spelling words from section L. Write down the words on the lines below.

1. \_\_\_\_\_

2. \_\_\_\_\_

3. \_\_\_\_\_

4. \_\_\_\_\_

5. \_\_\_\_\_

6. \_\_\_\_\_

7. \_\_\_\_\_

8. \_\_\_\_\_