

Lesson 28 (ox, oss)

a b c d e f g h i j k l m
n o p q r s t u v w x y z

o x

o s s

A. Listen to someone say the following words. Then try to read the words.

ox

box

fox

boss

loss

moss

Ross

toss

B. Circle the letters that match **o x** or **o s s**.

ox: ot ox op os ou ox oy ox

oss: oxx uss oss oos ozz oss sss sos

C. Trace the letters with your finger then color in the letters below.



D. Write **O X** or **O S S** on the lines below.

O X

O S S

E. Circle **O X** or **O S S** on the lines below.

ox

box

fox

boss

loss

toss

F. Write **O X** or **O S S** in the words below. Read the words.

ox:

b_____

f_____

oss:

b_____

m_____

t_____

G. Draw lines to matching words.

ox

boss

toss

fox

fox

loss

box

ox

boss

toss

loss


box

H. Say a sentence using each of the following words.

box fox ox boss loss toss

I. Match the words with the pictures.

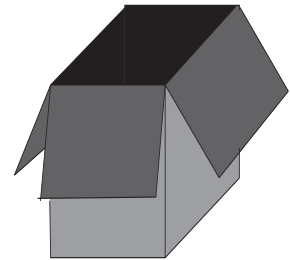
ox



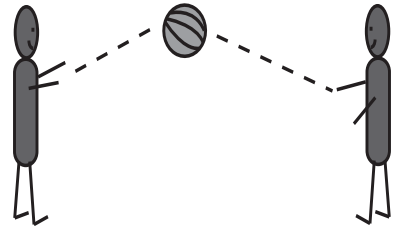
box




toss




fox




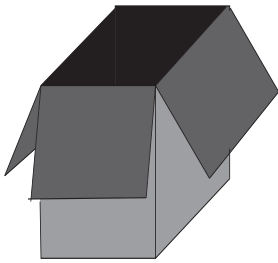
boss

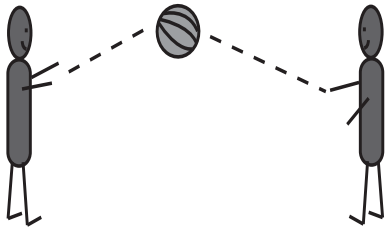



J. Write the word next to the picture.











K. Draw pictures to represent the following words.

box

fox

toss

moss

L. Practice writing each of the spelling words 2 times.

1. ox

2. box

3. fox

4. boss

5. loss

6. moss

7. Ross

8. toss

M. Practice writing the following sentences as neatly as you can.

The box has an ox and a fox in it.

Ross is the boss.

N. Write down 2 or more sentences using the words from this lesson.

O. Have someone read the spelling words from section L. Write down the words on the lines below.

1. _____

2. _____

3. _____

4. _____

5. _____

6. _____

7. _____

8. _____