

Lesson 27 (ot)

a b c d e f g h i j k l m
n o p q r s t u v w x y z

o t

A. Listen to someone say the following words. Then try to read the words.

cot

dot

got

hot

lot

not

pot

rot

B. Circle the letters that match **o t**.

ot: it ot to at ut ot oh ot

ot or os to ot of ot ol

C. Trace the letters with your fingers then color in the letters below.



D. Write **ot** on the lines below.

ot _____ _____ _____

E. Circle **ot** in the words below.

cot dot got hot lot not

F. Write **ot** in the words below. Read the words that you make.

d_____ g_____ h_____

l_____ n_____ p_____

G. Draw lines to matching words.

dot

got

got

rot

lot

dot

not

pot

pot

not

rot

lot

H. Say a sentence using each of the following words.

dot got hot not pot cot

I. Match the words with the pictures.


dot



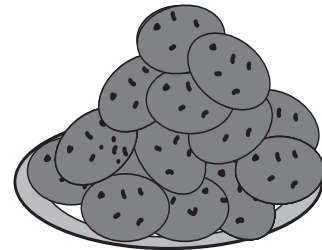
pot




hot



lot




knot





J. Write the word next to the picture.











K. Draw pictures to represent the following words.

dot

cot

pot

hot

L. Practice writing each of the spelling words 2 times.

1. cot

2. dot

3. got

4. hot

5. lot

6. not

7. pot

8. tot

M. Practice writing the following sentences as neatly as you can.

He got a lot of hot tater tots.

A pot and pan will not rot.

N. Write down 2 or more sentences using the words from this lesson.

O. Have someone read the spelling words from section L. Write down the words on the lines below.

1. _____

2. _____

3. _____

4. _____

5. _____

6. _____

7. _____

8. _____