

## Lesson 25 (om, on)

a b c d e f g h i j k l m  
n o p q r s t u v w x y z

o m

o n

A. Listen to someone say the following words. Then try to read the words.

(Some of these words have different sound. Make sure the student can say each word correctly.)

mom

Tom

pom-pom

on

non

\*done

\*son

\*ton

B. Circle the letters that match **om** or **on**.

om: od op mo om os um om em

on: no on cn on oh en em on

C. Trace the letters with your finger then color in the letters below.



D. Write **om** or **on** on the lines below.

om                    \_\_\_\_\_                    \_\_\_\_\_                    \_\_\_\_\_  
on                    \_\_\_\_\_                    \_\_\_\_\_                    \_\_\_\_\_

E. Circle **om** or **on** on the lines below.

mom      rom      Tom      on      Don      son

F. Write **om** or **on** in the words below. Read the words.

om:    m \_\_\_\_\_    r \_\_\_\_\_    T \_\_\_\_\_

on:    D \_\_\_\_\_    R \_\_\_\_\_    s \_\_\_\_\_

G. Draw lines to matching words.

mom

Tom

on

son

rom

ton

son

on

Tom

mom

ton

rom

H. Say a sentence using each of the following words.

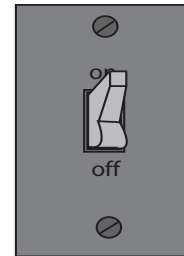
mom Tom on son ton done

I. Match the words with the pictures.

Ron



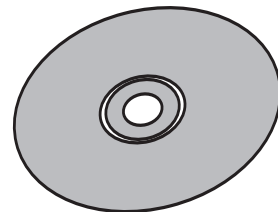
pom-pom



on



mom



CD-rom



J. Write the word next to the picture.



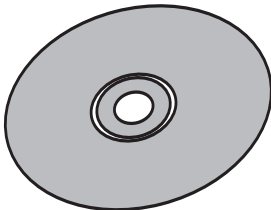
---



---



---



---



---

K. Draw pictures to represent the following words.

mom

pom-pom

CD-rom

son

L. Practice writing each of the spelling words 2 times.

1. mom

---

---

2. rom

---

---

3. Tom

---

---

4. from

---

---

5. Don

---

---

6. on

---

---

7. son

---

---

8. ton

---

---

M. Practice writing the following sentences as neatly as you can.

This is my Mom and my son, Tom.

---

---

On the letter it said it was from Don.

---

---

N. Write down 2 or more sentences using the words from this lesson.

---

---

---

---



O. Have someone read the spelling words from section L. Write down the words on the lines below.

1. \_\_\_\_\_

2. \_\_\_\_\_

3. \_\_\_\_\_

4. \_\_\_\_\_

5. \_\_\_\_\_

6. \_\_\_\_\_

7. \_\_\_\_\_

8. \_\_\_\_\_