

## Lesson 22 (ob, oll)

a b c d e f g h i j k l m  
n o p q r s t u v w x y z

o b

o l l

A. Listen to someone say the following words. Then try to read the words.

Bob

cob

job

mob

rob

sob

doll


loll

B. Circle the letters that match **ob** or **oll**.

ob: ob of bo od ub ob op ob

oll: olk ott ill oll all llo oll lol

C. Trace the letters with your finger then color in the letters below.



D. Write **ob** or **oll** on the lines below.

ob

\_\_\_\_\_

\_\_\_\_\_

\_\_\_\_\_

oll

\_\_\_\_\_

\_\_\_\_\_

\_\_\_\_\_

E. Circle **ob** or **oll** on the lines below.

job

rob

mob

sob

doll

toll

F. Write **ob** or **oll** in the words below. Read the words.

ob:

B\_\_\_\_\_

j\_\_\_\_\_

r\_\_\_\_\_

oll:

d\_\_\_\_\_

l\_\_\_\_\_

t\_\_\_\_\_

G. Draw lines to matching words.

rob

mob

doll

job

sob

loll

job

rob

loll

sob

mob

doll

H. Say a sentence using each of the following words.

Bob job mob rob doll loll

I. Match the words with the pictures.


Bob



sob



doll



job



cob




J. Write the word next to the picture.



---



---



---



---



---

K. Draw pictures to represent the following words.

doll

Bob

lollipop

job

L. Practice writing each of the spelling words 2 times.

1. Bob

\_\_\_\_\_

2. cob

\_\_\_\_\_

3. gob

\_\_\_\_\_

4. job

\_\_\_\_\_

5. mob

\_\_\_\_\_

6. rob

\_\_\_\_\_

7. sob

\_\_\_\_\_

8. doll

\_\_\_\_\_

M. Practice writing the following sentences as neatly as you can.

Her job is making dolls.

---

---

It looks as though Rob has a job.

---

---

N. Write down 2 or more sentences using the words from this lesson.

---

---

---

---



O. Have someone read the spelling words from section L. Write down the words on the lines below.

1. \_\_\_\_\_

2. \_\_\_\_\_

3. \_\_\_\_\_

4. \_\_\_\_\_

5. \_\_\_\_\_

6. \_\_\_\_\_

7. \_\_\_\_\_

8. \_\_\_\_\_