

## Lesson 21 (it)

a b c d e f g h **i** j k l m  
n o p q r s **t** u v w x y z

**it**

A. Listen to someone say the following words. Then try to read the words.

it

bit

fit

hit

kit

mitt


pit

sit

B. Circle the letters that match **it**.

it: it ot ip at it ti il if  
ot id is it ki iq it ib

C. Trace the letters with your fingers then color in the letters below.



D. Write **it** on the lines below.

it      \_\_\_\_\_      \_\_\_\_\_      \_\_\_\_\_

E. Circle **it** in the words below.

bit      fit      hit      kit      pit      sit

F. Write **it** in the words below. Read the words that you make.

b \_\_\_\_\_

f \_\_\_\_\_

h \_\_\_\_\_

k \_\_\_\_\_

l \_\_\_\_\_

p \_\_\_\_\_

G. Draw lines to matching words.

pit

kit

fit

sit

bit

hit

kit

fit

hit

pit

sit

bit

H. Say a sentence using each of the following words.

bit

fit

hit


pit

sit

mitt

I. Match the words with the pictures.

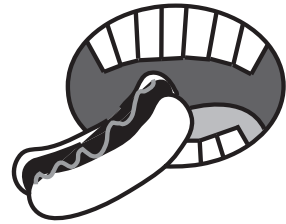
sit



mitt




bit




hit



kit



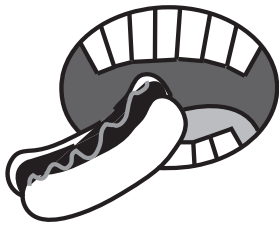
J. Write the word next to the picture.



---




---



---



---



---

K. Draw pictures to represent the following words.

mitt

bit

sit

hit

L. Practice writing each of the spelling words 2 times.

1. it

\_\_\_\_\_

2. bit

\_\_\_\_\_

3. fit

\_\_\_\_\_

4. hit

\_\_\_\_\_

5. kit

\_\_\_\_\_

6. lit

\_\_\_\_\_

7. pit

\_\_\_\_\_

8. sit

\_\_\_\_\_

M. Practice writing the following sentences as neatly as you can.

He hit the bat a little bit.

---

---

Dad will dig a pit and then sit down.

---

---

N. Write down 2 or more sentences using the words from this lesson.

---

---

---

---



O. Have someone read the spelling words from section L. Write down the words on the lines below.

1. \_\_\_\_\_

2. \_\_\_\_\_

3. \_\_\_\_\_

4. \_\_\_\_\_

5. \_\_\_\_\_

6. \_\_\_\_\_

7. \_\_\_\_\_

8. \_\_\_\_\_