

Lesson 19 (ip)

a b c d e f g h **i** j k l m
n o **p** q r s t u v w x y z

ip

A. Listen to someone say the following words. Then try to read the words.

dip

hip

lip

rip

sip

tip

wip

zip

B. Circle the letters that match **ip**.

ip: it op ip ap up ip pi ip
ip id pi is if iq ip ib

C. Trace the letters with your fingers then color in the letters below.



D. Write **ip** on the lines below.

ip _____ _____ _____

E. Circle **ip** in the words below.

dip hip lip rip sip tip

F. Write **ip** in the words below. Read the words that you make.

d _____

h _____

l _____

r _____

s _____

t _____

G. Draw lines to matching words.

hip

sip

rip

tip

tip

hip

zip

lip

sip

zip

lip

rip

H. Say a sentence using each of the following words.

dip

hip

lip

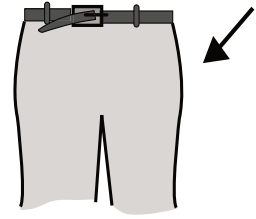
sip

tip


wip

I. Match the words with the pictures.

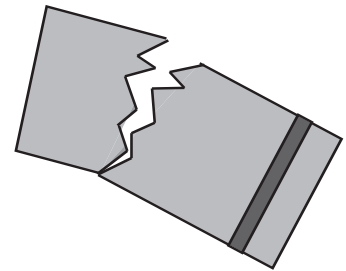
lip



hip



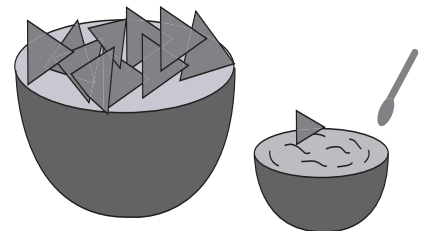
dip



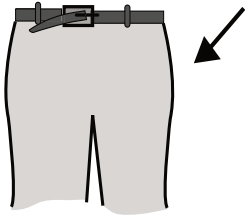
rip




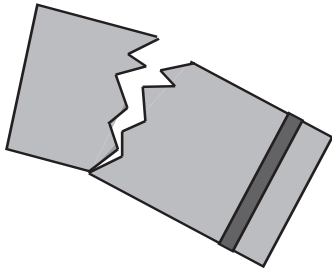
sip



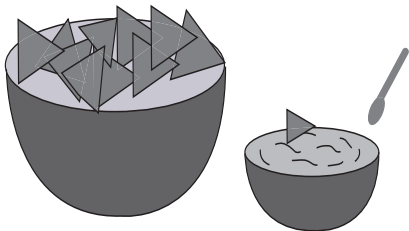
J. Write the word next to the picture.











K. Draw pictures to represent the following words.

hip

lips

sip

zipper

L. Practice writing each of the spelling words 2 times.

1. dip

2. hip

3. lip

4. rip

5. sip

6. tip

7. wip

8. zip

M. Practice writing the following sentences as neatly as you can.

There is a rip by your hip pocket.

She used her lips to take a sip.

N. Write down 2 or more sentences using the words from this lesson.

O. Have someone read the spelling words from section L. Write down the words on the lines below.

1. _____

2. _____

3. _____

4. _____

5. _____

6. _____

7. _____

8. _____