

Lesson 17 (ill)

a b c d e f g h **i** j k **l** m
n o p q r s t u v w x y z

ill

A. Listen to someone say the following words. Then try to read the words.

ill bill dill fill
hill mill pill will

B. Circle the letters that match **ill**.

ill: ill oll itt akk uss ill ipp ill
ill iil idd ill iqq lii ibb ill

C. Trace the letters with your fingers then color in the letters below.



D. Write **i l l** on the lines below.

i l l

E. Circle **i l l** in the words below.

pill

bill

dill

fill

Jill

mill

F. Write **i l l** in the words below. Read the words that you make.

b_____

d_____

h_____

p_____

w_____

G. Draw lines to matching words.

hill

pill

ill

till

till

hill

will

fill

pill

will

fill

ill

H. Say a sentence using each of the following words.

ill

hill

fill


pill

till


will

I. Match the words with the pictures.

hill




fill



bill




pill




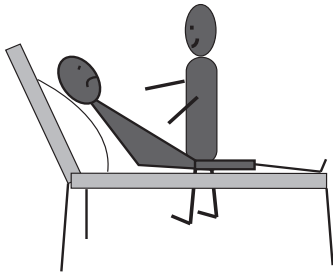
ill




J. Write the word next to the picture.











K. Draw pictures to represent the following words.

pill

hill

ill

fill

L. Practice writing each of the spelling words 2 times.

1. ill

2. bill

3. fill

4. hill

5. mill

6. pill

7. till

8. will

M. Practice writing the following sentences as neatly as you can.

Jill got on the hill.

Will the duck fill his bill?

N. Write down 2 or more sentences using the words from this lesson.

O. Have someone read the spelling words from section L. Write down the words on the lines below.

1. _____

2. _____

3. _____

4. _____

5. _____

6. _____

7. _____

8. _____