

Lesson 16 (ig)

a b c d e f **g** h **i** j k l m
n o p q r s t u v w x y z

ig

A. Listen to someone say the following words. Then try to read the words.

big

dig

fig

jig

pig

rig

wig

zig

B. Circle the letters that match **ig**.

ig: it iq ig gu ag ig og ug
jg eg gi ig ic ip gi ig

C. Trace the letters with your fingers then color in the letters below.



D. Write **ig** on the lines below.

ig _____ _____ _____

E. Circle **ig** in the words below.

big fig pig wig dig rig

F. Write **ig** in the words below. Read the words that you make.

b _____

f _____

p _____

w _____

d _____

j _____

G. Draw lines to matching words.

wig

big

fig

fig

big

dig

rig

wig

pig

rig

dig

pig

H. Say a sentence using each of the following words.

big

fig

pig

wig

dig


wiggle

I. Match the words with the pictures.


pig



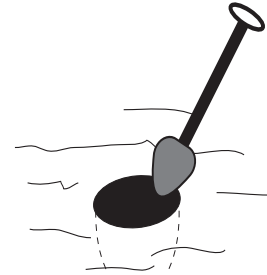
wig



dig



fig





rig

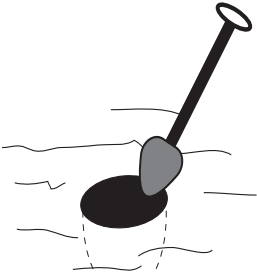



J. Write the word next to the picture.











K. Draw pictures to represent the following words.

big

pig

wig

dig

L. Practice writing each of the spelling words 2 times.

1. big

2. dig

3. fig

4. jig

5. pig

6. rig

7. wig

8. wiggle

M. Practice writing the following sentences as neatly as you can.

Dad has a big fat pig.

He can dig a big hole.

N. Write down 2 or more sentences using the words from this lesson.

O. Have someone read the spelling words from section L. Write down the words on the lines below.

1. _____

2. _____

3. _____

4. _____

5. _____

6. _____

7. _____

8. _____