

## Lesson 13 (et)

a b c d e f g h i j k l m  
n o p q r s t u v w x y z

et

A. Listen to someone say the following words. Then try to read the words.

get

jet

let

met

pet

set

wet

yet

B. Circle the letters that match **et**.

et: et ot et at ut ot te et  
ot et te it et el ef et

C. Trace the letters with your fingers then color in the letters below.



D. Write **et** on the lines below.

et \_\_\_\_\_

E. Circle **et** in the words below.

bet    get    jet    let    met    net

F. Write **et** in the words below. Read the words that you make.

b\_\_\_\_\_

g\_\_\_\_\_

l\_\_\_\_\_

m\_\_\_\_\_

p\_\_\_\_\_

w\_\_\_\_\_

G. Draw lines to matching words.

met

pet

wet

let

let

wet

set

bet

pet

set

bet

met

H. Say a sentence using each of the following words.

get

jet

let


met

pet


wet

I. Match the words with the pictures.

met




jet



pet




wet




set



J. Write the word next to the picture.




---



---



---



---



---

K. Draw pictures to represent the following words.

jet



pet



net



wet



L. Practice writing each of the spelling words 2 times.

1. bet

---

---

2. get

---

---

3. jet

---

---

4. let

---

---

5. met

---

---

6. set

---

---

7. wet

---

---

8. yet

---

---

M. Practice writing the following sentences as neatly as you can.

I bet it is not wet yet.

---

---

Let him set the pet in the net.

---

---

N. Write down 2 or more sentences using the words from this lesson.

---

---

---

---



O. Have someone read the spelling words from section L. Write down the words on the lines below.

1. \_\_\_\_\_

2. \_\_\_\_\_

3. \_\_\_\_\_

4. \_\_\_\_\_

5. \_\_\_\_\_

6. \_\_\_\_\_

7. \_\_\_\_\_

8. \_\_\_\_\_