

Lesson 12 (en)

a b c d e f g h i j k l m
n o p q r s t u v w x y z

en

A. Listen to someone say the following words. Then try to read the words.

Ben

den

hen

Ken

men

pen

ten

when

B. Circle the letters that match **en**.

en: en on et un ut er ne en
er en ne on em en in en

C. Trace the letters with your fingers then color in the letters below.

e n

D. Write **en** on the lines below.

en _____

E. Circle **en** in the words below.

Ben den hen men pen ten

F. Write **en** in the words below. Read the words that you make.

B_____

d_____

h_____

m_____

p_____

t_____

G. Draw lines to matching words.

ten

hen

men

den

den

Ben

Ben

ten

hen

pen

pen

men

H. Say a sentence using each of the following words.

den hen men pen ten when

I. Match the words with the pictures.

10




hen

pen

ten


men


Jen




J. Write the word next to the picture.

10









K. Draw pictures to represent the following words.

ten

pen

hen

men

L. Practice writing each of the spelling words 2 times.

1. Ben

2. den

3. hen

4. Jen

5. men

6. pen

7. ten

8. when

M. Practice writing the following sentences as neatly as you can.

Are there seven or ten men?

When did the hens go into the pen?

N. Write down 2 or more sentences using the words from this lesson.

O. Have someone read the spelling words from section L. Write down the words on the lines below.

1. _____

2. _____

3. _____

4. _____

5. _____

6. _____

7. _____

8. _____