

Lesson 11 (ell)

a b c d **e** f g h i j k **l** m
n o p q r s t u v w x y z

ell

A. Listen to someone say the following words. Then try to read the words.

bell

cell

fell

jello

sell

tell

well

yell

B. Circle the letters that match **ell**.

ell: ill ele ell lee elt ell lle eel
lel elf ell etl ell efl ell lee

C. Trace the letters with your fingers then color in the letters below.



D. Write **e**ll on the lines below.

ell _____ _____ _____

E. Circle **e**ll in the words below.

bell fell sell tell well yell

F. Write **e**ll in the words below. Read the words that you make.

b _____

f _____

s _____

t _____

w _____

y _____

G. Draw lines to matching words.

sell

bell

tell

well

well

fell

fell

yell

bell

sell

yell

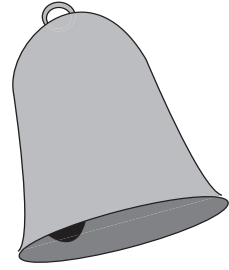
tell

H. Say a sentence using each of the following words.

bell fell sell tell yell well

I. Match the words with the pictures.

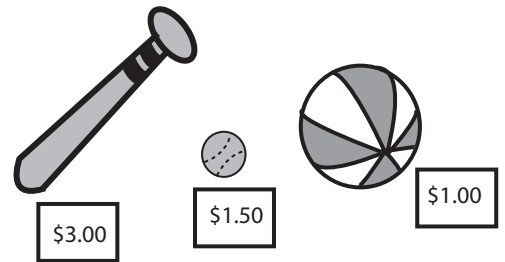
bell




yell



well




fell



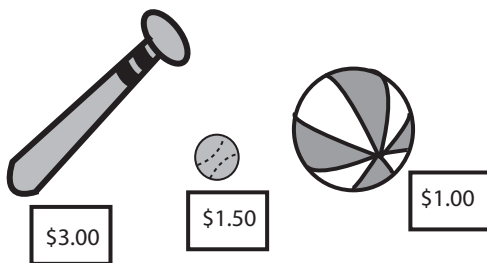
sell




J. Write the word next to the picture.











K. Draw pictures to represent the following words.

bell

well

yell

fell

L. Practice writing each of the spelling words 2 times.

1. bell

2. cell

3. fell

4. jello

5. sell

6. tell

7. well

8. yell

M. Practice writing the following sentences as neatly as you can.

Well, the shell fell on the bell.

He yelled when he fell in the yellow well.

N. Write down 2 or more sentences using the words from this lesson.

O. Have someone read the spelling words from section L. Write down the words on the lines below.

1. _____

2. _____

3. _____

4. _____

5. _____

6. _____

7. _____

8. _____