

## Lesson 10 (ed)

a b c **d e** f g h i j k l m  
n o p q r s t u v w x y z

**ed**

A. Listen to someone say the following words. Then try to read the words.

Ed      bed      fed      led  
Ned      red      Ted      wed

B. Circle the letters that match **ed**.

ed: id ef et ed ew de ed eg  
eb ed de ep ed ed ad ed

C. Trace the letters with your fingers then color in the letters below.



D. Write **ed** on the lines below.

ed      \_\_\_\_\_      \_\_\_\_\_      \_\_\_\_\_

E. Circle **ed** in the words below.

bed      fed      led      Ned      red      wed

F. Write **ed** in the words below. Read the words that you make.

b \_\_\_\_\_

f \_\_\_\_\_

l \_\_\_\_\_

N \_\_\_\_\_

r \_\_\_\_\_

w \_\_\_\_\_

G. Draw lines to matching words.

red

led

led

wed

fed

bed

wed

Ted

bed

red

Ted

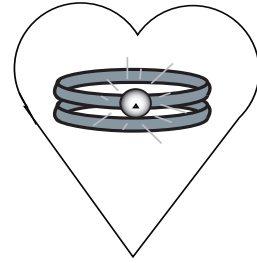
fed

H. Say a sentence using each of the following words.


bed fed led red wed Ted

I. Match the words with the pictures.


bed



wed



teddy (bear)



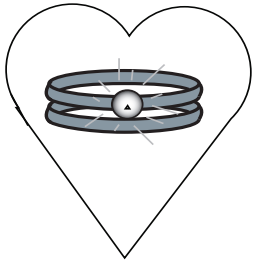
fed



led




J. Write the word next to the picture.



---



---



---



---



---

K. Draw pictures to represent the following words.

bed

red

wed

fed

L. Practice writing each of the spelling words 2 times.

1. Ed

---

---

2. bed

---

---

3. fed

---

---

4. led

---

---

5. Ned

---

---

6. red

---

---

7. Ted

---

---

8. wed

---

---

M. Practice writing the following sentences as neatly as you can.

We need a hundred beds.

---

---

Ted led and then fed the red hens.

---

---

N. Write down 2 or more sentences using the words from this lesson.

---

---

---

---



O. Have someone read the spelling words from section L. Write down the words on the lines below.

1. \_\_\_\_\_

2. \_\_\_\_\_

3. \_\_\_\_\_

4. \_\_\_\_\_

5. \_\_\_\_\_

6. \_\_\_\_\_

7. \_\_\_\_\_

8. \_\_\_\_\_